

IN SITU MODULAR SOFA—ORDER GUIDE

A grand modular sofa that can be tailored to your exact needs with its modular elements hidden through the subtle detailing of the frame's front profile, paired with deep comfort and a soft seat.

With the In Situ Modular Sofa, you can choose between any of the 30 predesigned configurations on the following pages or create your own configuration, following the guidelines below.

Visit planner.muuto.com to create your own configuration online.

Create your own In Situ Configuration

1. SEATING MODULES

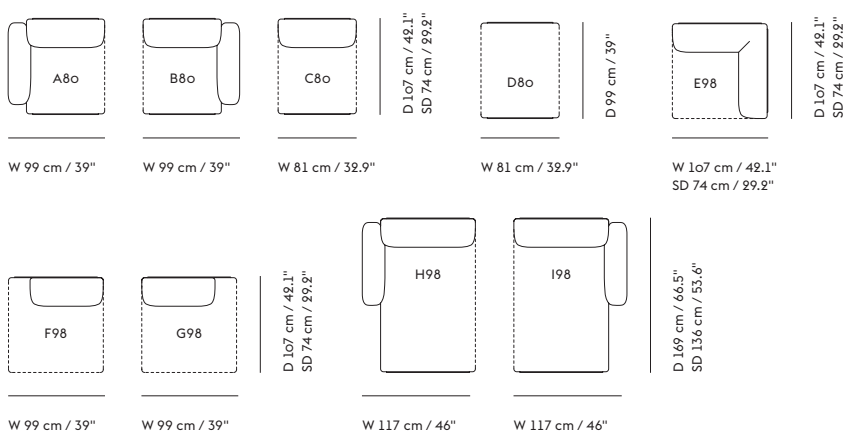
Find the seating modules of your desired configuration and add the item numbers of the desired textile or leather upholstery separately to your order.

You can only connect modules to the open sides and end of the modules, illustrated here with dotted lines.

An In Situ configuration must always have one of the following seating modules at each end: Armrest Module (A80, B80, H98 or I98), Ottoman Module (D80) or Open-Ended Module (F98 or G98).

The Ottoman Module (D80) can only be used in extension of Open-Ended Modules (F98 or G98) or as the only free-standing I-Seater configuration possible to build.

SEATING MODULES

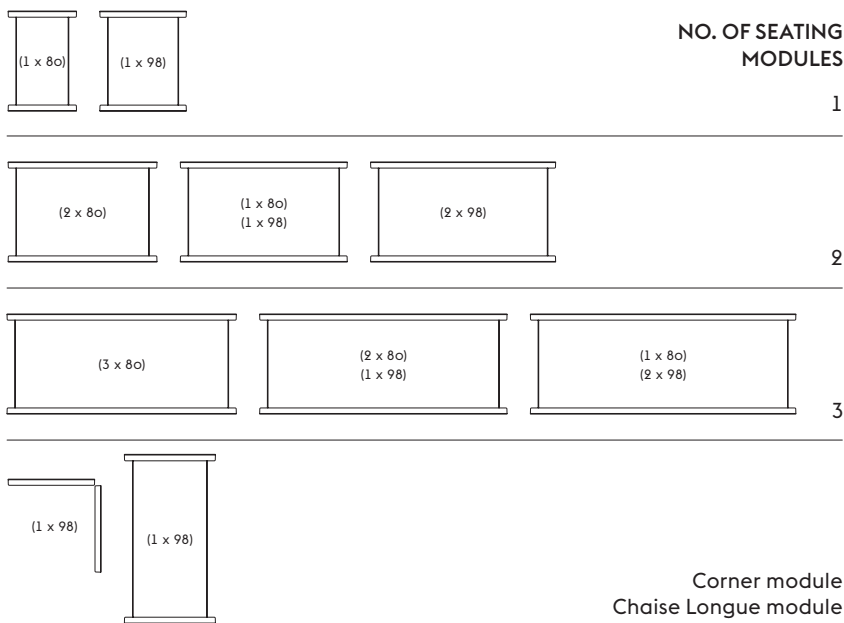


2. FRAME SECTIONS

Choose the frame section(s) that match the seating modules of the desired configuration (10 frame sections to choose from in total). We recommend using as few frame sections as possible when creating your own configuration for a clean appearance.

A Frame Corner Section must always be supported by sections in the two open directions.

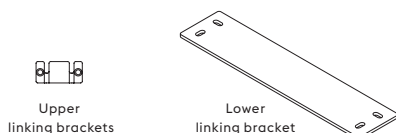
A configuration with chaise longue modules H98 or I98 must be created using at least 2 sections in total.



3. LINKING BRACKETS

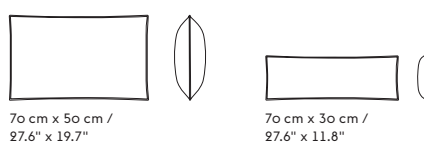
Identify the amount of linking brackets required to connect the modules in your configuration, following the guidelines below. **Linking brackets must always be used when joining together frame sections.**

Linking brackets must always be mounted on the adjacent sections that face the corner section.



4. CUSHIONS

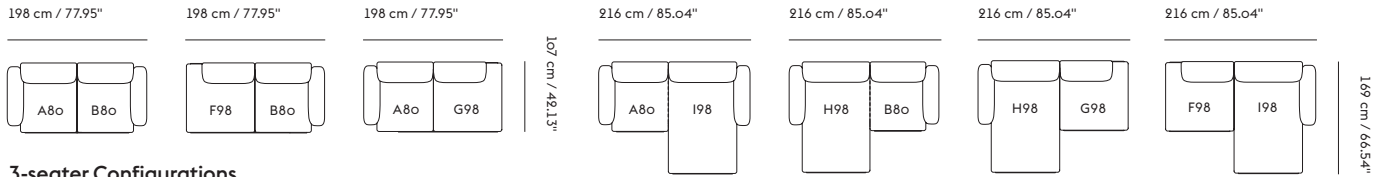
Specify optional cushions in the desired textile or leather for added comfort and a lounging expression.



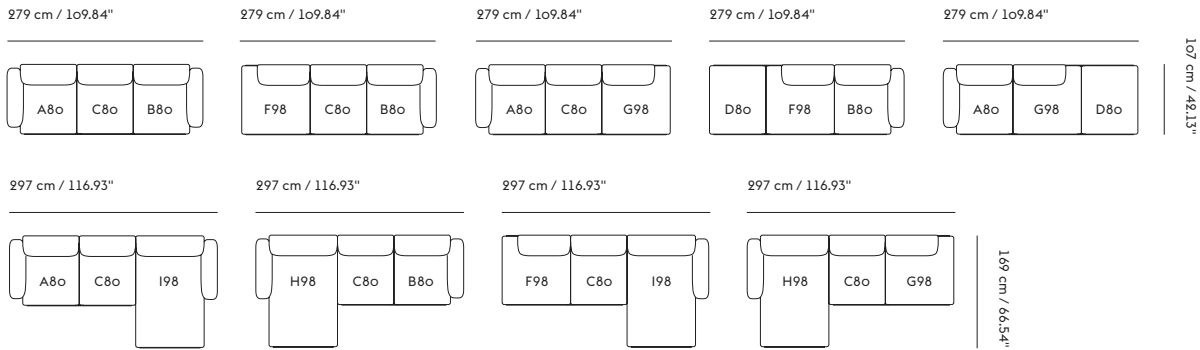
IN SITU MODULAR SOFA—ORDER GUIDE

INSPIRATION FOR YOUR CONFIGURATION

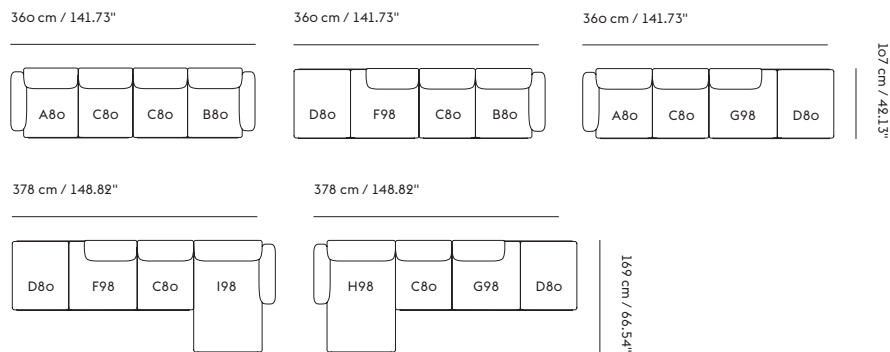
2-seater Configurations



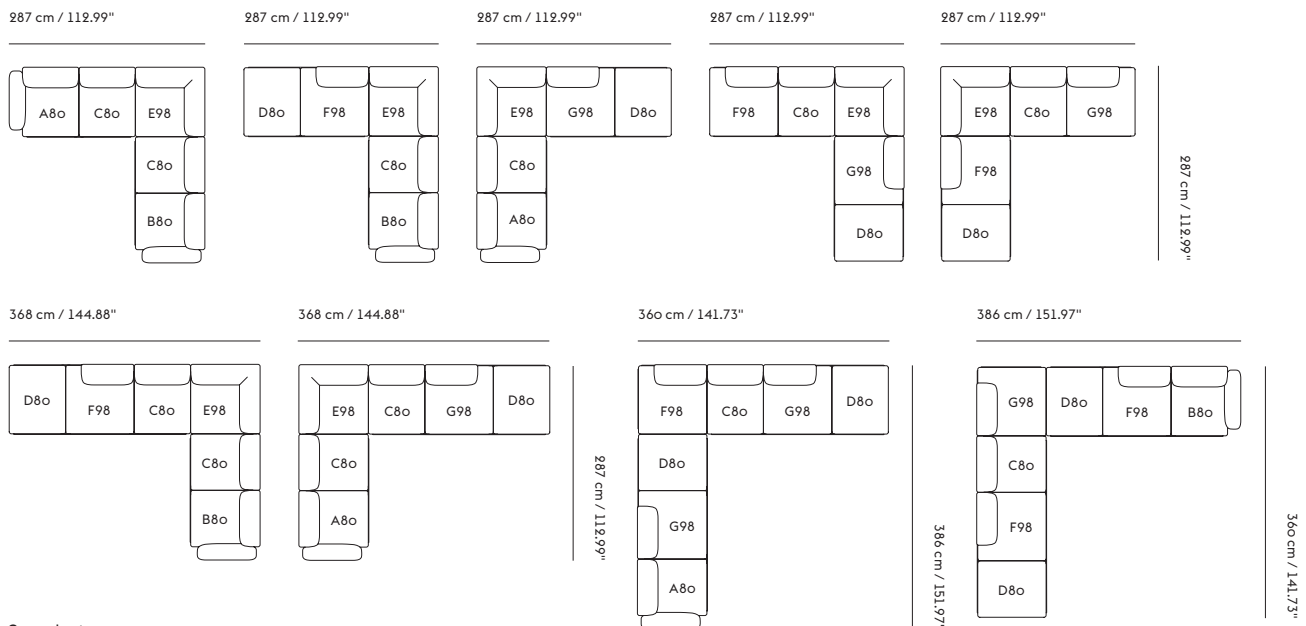
3-seater Configurations



4-seater Configurations



Corner Configurations



General note

The total dimensions of the configurations are indicative and can vary depending on how close the modules are placed as well as how many modules are combined.